

# Borrow Digital Films from CADL



Kanopy has a large, diverse collection of films, including foreign language, independent, and documentary titles , that you can instantly borrow from CADL to enjoy from your computer, tablet, TV, or smartphone!

You can borrow up to 8 titles per month, with unlimited viewing of each film for 72 hours.

Always available, no holds, no overdue fines!

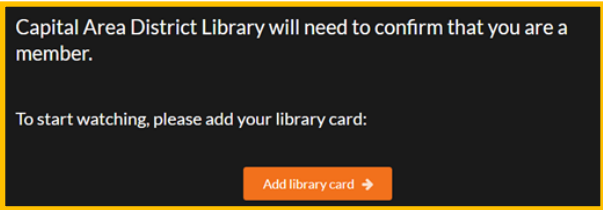
## First-time Users: Create a Kanopy account

1. Go to [www.cadl.org/kanopy](http://www.cadl.org/kanopy). Select "Sign Up" and fill out the information. You may also opt to sign up through your Facebook or Google account. You will need a valid email address that you can access.
2. Next, verify your email. In your email inbox, you should get a message from Kanopy with a large orange button prompting you to do so.



Verify My Email

3. The next step is to add your library card number. Enter your full card number into the prompt box and hit "Save".



Capital Area District Library will need to confirm that you are a member.

To start watching, please add your library card:

Add library card →



kanopy

at Capital Area District Library

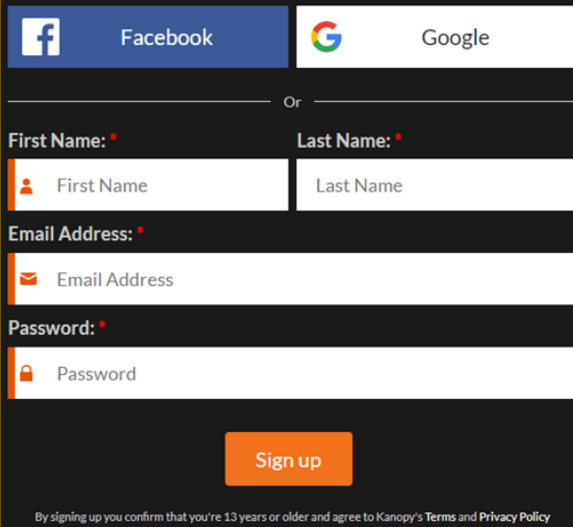
Library card #:

Library card #

Save

4. A congratulations screen with more information about the service will appear. Read the information and then click "Watch Now" to start using Kanopy!

### Create your Kanopy account



Facebook Google

Or

First Name: \* Last Name: \*

First Name Last Name

Email Address: \*

Email Address

Password: \*

Password

Sign up

By signing up you confirm that you're 13 years or older and agree to Kanopy's Terms and Privacy Policy

Congratulations lansing! You are ready to watch videos.

Here's how it works:

▶ Up to 8 films per month

Your library has generously given you 8 play credits every month.

⌚ 3 days to watch each film

Once you press play on a film, you have 3 days to view it as many times as you like without using another play credit.

📅 Play credits reset on the 1st of the month

Once you have reached your quota of films, you will not be able to play any films until the new month starts when you will be given a fresh quota of 8 play credits again.

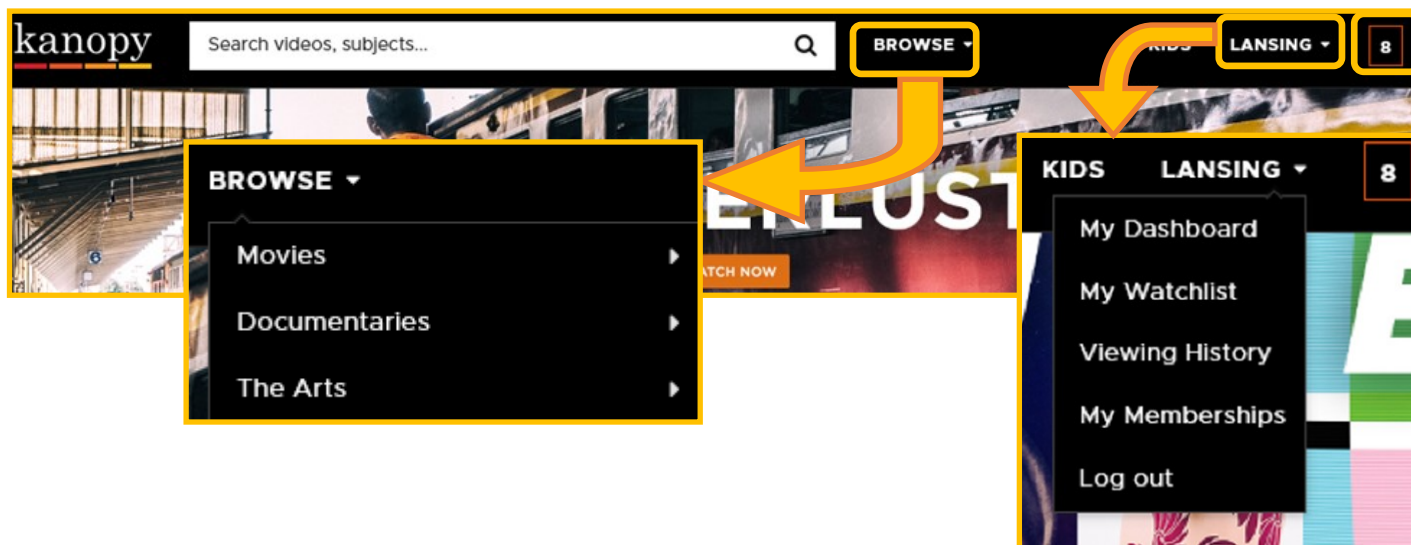
📱 Any device

You can access Kanopy from any device, including iOS, Android, Apple TV, Roku, and Chromecast.

Watch now

## Checking Out and Enjoying Films with Kanopy

- Once you are logged in, you may want to look around.
  - In the top-right corner, you will notice a number that indicates how many play credits you have remaining.
  - You can search films by subject with “Browse”, or search for titles using the search bar.
  - View your information or logout under your name in the top-left.



- Once you’ve found a title, click on it to go to its page and learn more about it. If you’d like to check that one out, simply hit “Play” and wait for the video to fully load and begin playing.
- You have unlimited access to that title for 72 hours. **You do not need to return a title.** The title will expire automatically after 72 hours. When you hit play and checkout a title, the number of available play credits for the month will decrease.
- Titles you have watched will appear in your “Continue Watching” or “Viewing History” list. If you are still within the checkout period, playing again will not take another credit. If the checkout period has lapsed, playing will consume another credit.
- You can add videos to your “Watchlist” for later, or to a “Playlist”, where you can create clips of videos you have checked out. You can also share videos over a number of platforms, and comment on the videos in Kanopy.
- The “More” section includes transcripts, a citation tool, and an option to report an issue.



Kanopy is also available as an Android or iOS app, and for Roku, Chromecast, and Apple TV.

For additional help, or for information on playing on different devices, check out <https://help.kanopystreaming.com/>

For further assistance, please call your [local branch](#) or fill out the help form on our [Contact and Help Page](#) online.