

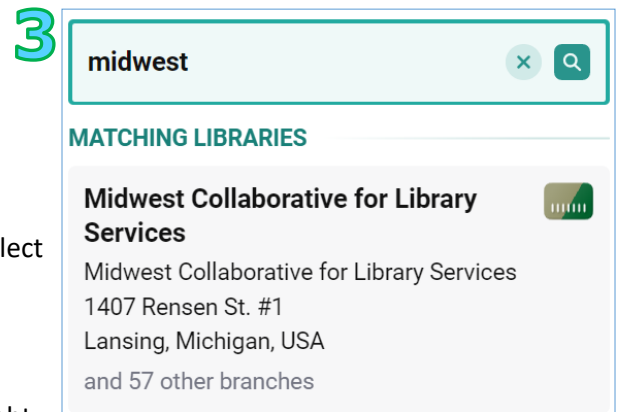


Enjoy CADL eBooks, Audiobooks, and Magazines on your Smartphone or Tablet

Install the App

1. Search the device’s app store for the free “**Libby, by OverDrive**” App. Select “**Install**” or “**Get**” to begin downloading the app.

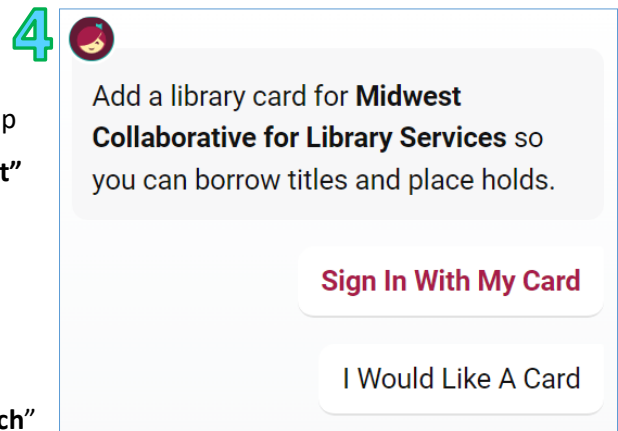
2. When the download is complete, “**Open**” the Libby app.



Sign in with Your Library

3. Indicate that you have a library card, and then search for and select “**Midwest Collaborative for Library Services**”.

4. Once the library loads, choose “**Sign In With My Card**” on the right.

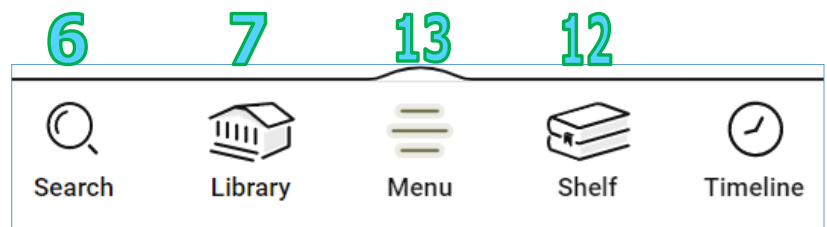


5. Choose “**Capital Area District Library**” from the list and then input your card number. If you plan to add more cards to the app later, “**Rename**” your card to help distinguish it. Then click “**Next**” to start browsing!

Finding and Checking Out Titles

6. Tap the bottom left-most magnifying glass icon to use the “**Search**” feature to search by title, series title, or author.

7. Or you can browse through librarian-curated lists, popular and available titles, or by subject by tapping on the “**Library**” building icon (second from the left).



8. Once you've found a title you want, select **"Borrow"** to check it out.

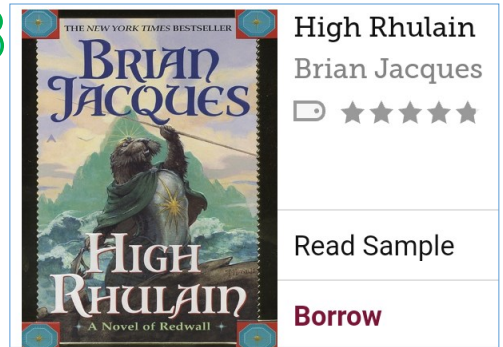
9. If the book is currently unavailable, there will be an option to **"Place Hold"** instead of **"Borrow"**.

10. When checking something out for the first time, you can change your preferred lending period by clicking on the number of days. It will save your preference, but you can change it in the future the same way.

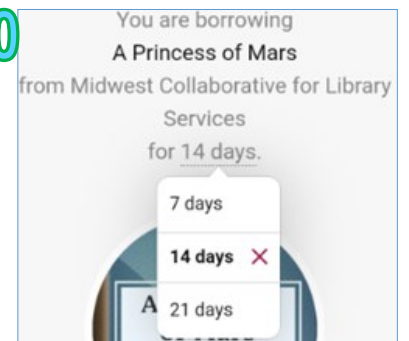
11. You will NOT have overdue fines from any item in Libby. At the end of the lending period, the title will return itself.

12. You can view your **"Loans"**, **"Holds"**, and **"Tags"** by tapping the **"Shelf"** (second from the right, stack of books) icon at the bottom of the screen.

8



10



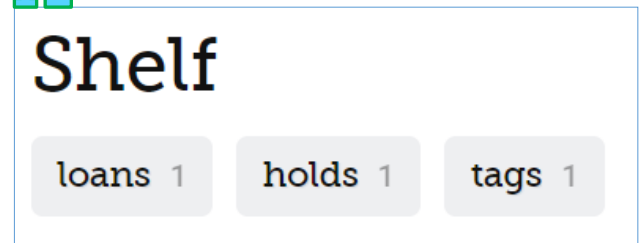
Using Multiple Cards/Libraries

13. Tapping on the bottom-center three lines **"Menu"** option will allow you to access the **"Help & Support"** menus, plus add other libraries, add more cards, and swap between cards.

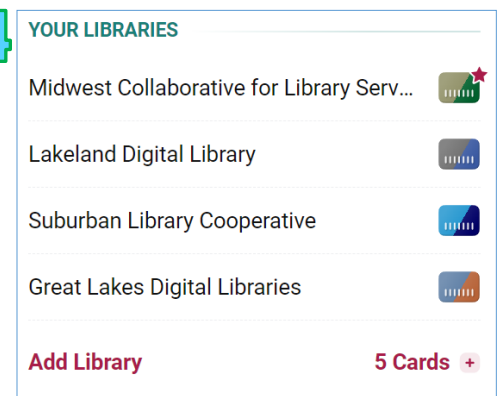
14. Under **"Your Libraries"**, you can add another library, add more cards, and swap between libraries/cards.

- Toggle between your different libraries by simply tapping on the library you'd like to use. The library you are currently browsing is indicated with a star icon in the top right corner.
- Add a Partner Library or any other library where you have a card through the **"Add Library"** option
- Add, remove, or rename cards by tapping the **"# Cards +"** option

12



14



For additional help please call your [local branch](#) or use our [Contact and Help Form](#) online.

For additional support, try <https://help.libbyapp.com/>